

BOHEMIAN RHAPSODY

Words and Music by
FREDDIE MERCURY

Slowly

Bb6



C7



Bb6



C7



F7



Cm7



F7



Is this the real life? Is this just fan-ta-sy? Caught in a land-slide, No es-

Bb



Cm7



Bb



Gm



Bb7



cape from re-ai-i-ty. O-pen your eyes, Look up to the skies and

Eb



Cm



F7



sec. I'm just a poor boy, I need no sym-pa-thy, Be-cause I'm

B



Bb



A



Bb



B



Bb



A



Bb




Eb




Bb (D bass)




cas-y come, cas-y go, Lit-tle high, lit-tle low, An-y way the wind blows




 does - n't real - ly mat - ter to me, lo - me.





 1. Ma - ma... just killed a man, Put a gun a - gainst his head, pulled my
 2. Too late... my time has come, Sends shiv - ers down my spine, bod - y's





 trig - ger, now he's dead. Ma - ma, life had just be - gun. But
 ach - ing all the time. Good - bye, ev - 'ry - bod - y. I've got to go. Got - ta





 now I've gone and thrown it all a - way. Ma - ma, ooh,
 leave you all be - hind and face the truth. Ma - ma, ooh,



Cm Fm Bb

Did - n't mean to make you cry, If I'm not back a - gain this time to -
I don't want to die, I some-times wish I'd nev-er been born at

1. Eb Bb (D bass) Cm Abm Eb Ab Eb

mor - row, car - ry on, car - ry on as if noth - ing real - ly mat - ters. —

Instrumental Solo

Ebdim Fm7 Bb

2. Eb Bb (D bass) Cm Fm

all.

Instrumental Solo

Bb7 Eb Gm (1st bass)

6 6 6

Cm Fm Db Db (1st bass) Bbm

L'istesso tempo (♩ = ♩)


A D A Adim A D A Adim A

I see a lit - tle sil - hou - et - to of a man. Scar - a -

D A D A Adim A D A (1st bass) Ab C (1st bass) E


Chorus:

mouche. Scar - a - mouche. will you do the Fan - dan - go. Thun - der - bolt and light - ning. ver - y. ver - y fright - ning

A
 No chord




me. Gal - li - le - o. Gal - li - le - o. Gal - li - le - o. Gal - li - le - o, Gal - li - le - o fig - a -

(let ring-----)

B  B \flat  A  B \flat 

ro Mag - ni - fi - co. Solo: I'm just a poor boy and

(let ring-----) *mf*

B  B \flat  A  B \flat  A \flat  E \flat  E \flat dim  E \flat  A \flat  4 fr. E \flat  E \flat dim  E \flat 

no - bod - y loves me. *Chorus:* He's just a poor boy from a poor fam - i - ly.

f

A \flat  4 fr. E \flat  (G bass) F  B \flat  A \flat  4 fr. E \flat  (G bass) F \flat dim  Fm7 

Spare him his life from this mon - stros - i - ty.

mf

B Bb A Bb B Bb A Bb Eb D

Solo: Eas - y come, eas - y go, will you let me go, Bis - mil - lah! *Chorus:* No, we

will not let you go. Let him go! Bis - mil - lah! We will not let you go. Let him go!

Bis - mil - lah! We will not let you go. Let me go. Will not let you go. Let me go.

G7 Bm A D Db

Will not let you go. Let me go. Ah. No, no, no, no.

Chord diagrams: G \flat , B \flat , E \flat , No chord, E \flat , B \flat

no, no, no. Oh ma - ma mi - a, ma - ma mi - a. Ma - ma mi - a, let me go. Be -

Chord diagrams: E \flat , A \flat , D, Gm, B \flat

el - ze - bub has a dev - il put a - side for me. for me. for

Chord diagram: E \flat

me.

Instrumental Solo

Chord diagrams: F7, B \flat 7, E \flat (B \flat bass), B \flat , E \flat

So you think you can stone me and spit in my

Bb

Db


Bb7





Eb
(bb bass)

Bb

Eb


eye. _____ So you think you can love me and leave me to



Ab

Fm

Bb

Fm


die. _____ Oh. _____ ba - by, _____ can't do this to me,



Bb

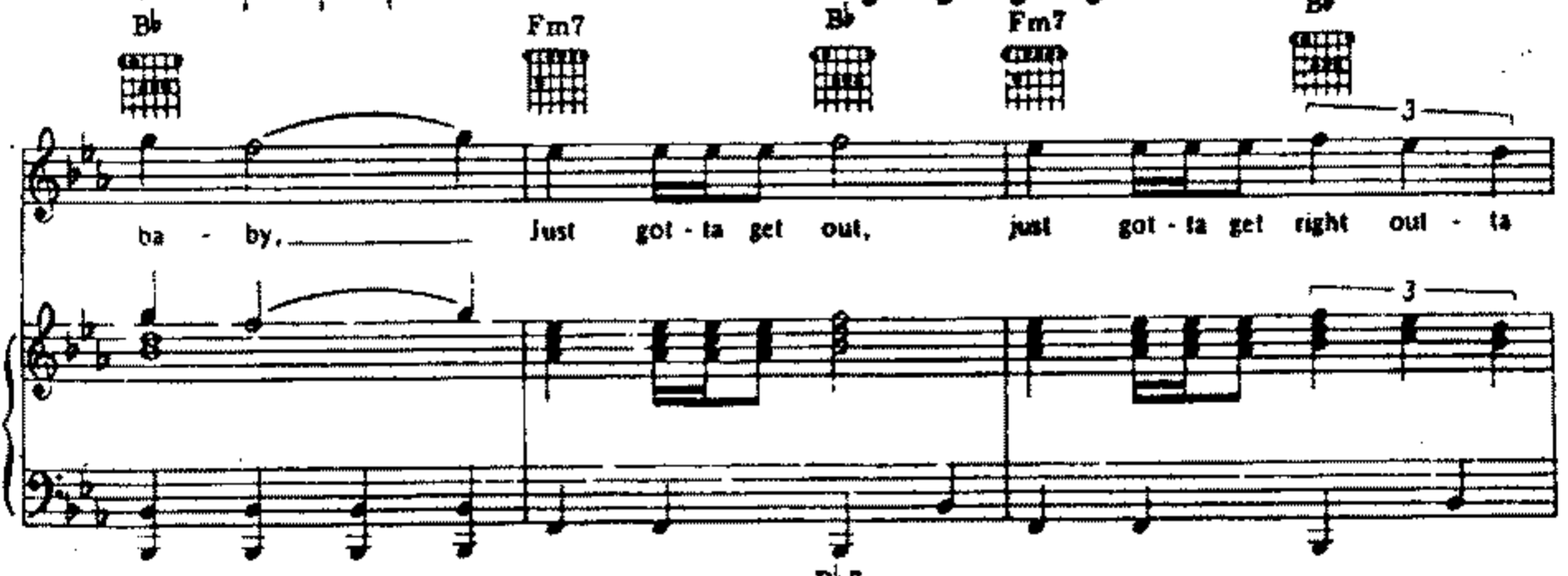
Fm7


Bb

Fm7

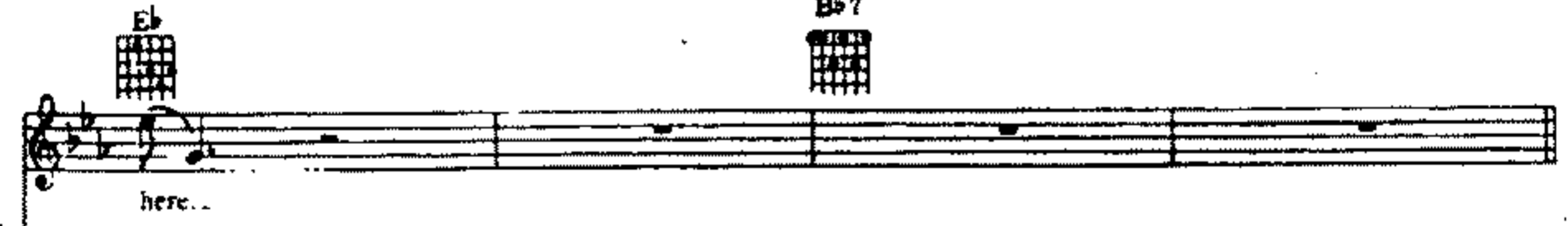
Bb


ba - by, _____ Just got - ta get out, _____ just got - ta get right out - ta



Bb

Eb7


here...



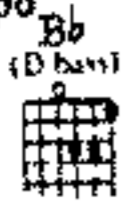
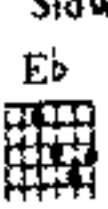


Instrumental Solo

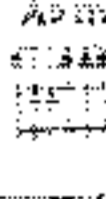

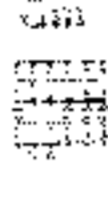

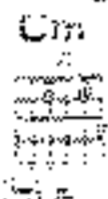
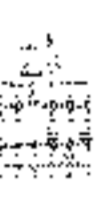
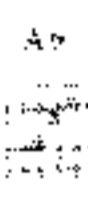
poco a poco ritard. e dim.



Slowly. a tempo



Musical notation for the first system, including treble and bass staves with notes and rests.



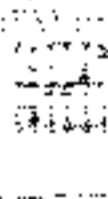
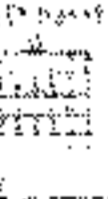

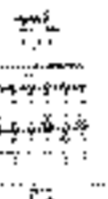
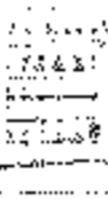
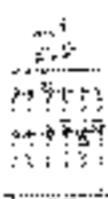

Musical notation for the second system, including treble and bass staves with notes and rests.

Nothing real is that there.

Anything can be seen.





Nothing real is that there.

Musical notation for the third system, including treble and bass staves with notes and rests.






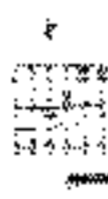
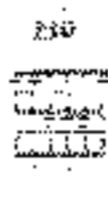
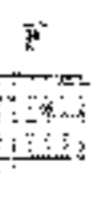

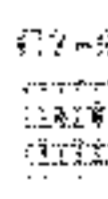
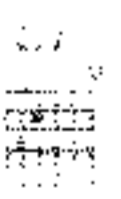
Musical notation for the fourth system, including treble and bass staves with notes and rests.

Musical notation for the fifth system, including treble and bass staves with notes and rests.



Musical notation for the sixth system, including treble and bass staves with notes and rests.

Musical notation for the seventh system, including treble and bass staves with notes and rests.



Musical notation for the eighth system, including treble and bass staves with notes and rests.

Musical notation for the ninth system, including treble and bass staves with notes and rests.

Musical notation for the tenth system, including treble and bass staves with notes and rests.