

# HOLDING OUT FOR A HERO

Words by DEAN PITCHFORD  
Music by JIM STEINMAN

Fast dance tempo (♩ = ca. 152)

Am



Am/G



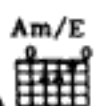

life. —

*f*

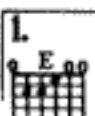
Fmaj7



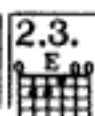

Am/E



1. E



2.3. E




The first system of music features a vocal line with a melodic phrase consisting of a quarter note, followed by a triplet of eighth notes, and then a quarter note. This phrase is repeated. The piano accompaniment consists of a right hand with chords and a left hand with a rhythmic pattern of eighth notes. Two guitar chord diagrams are shown above the staff: one for the first measure and another for the second measure.

The second system continues the musical piece. It includes a guitar chord diagram for an E minor (Em) chord. The vocal line has a rest followed by a melodic phrase with a triplet of eighth notes. The piano accompaniment continues with the same rhythmic pattern.

The third system features a guitar chord diagram for an F major (F) chord. The vocal line has a rest followed by a melodic phrase with a triplet of eighth notes. The piano accompaniment continues with the same rhythmic pattern.

The fourth system features guitar chord diagrams for C major (C) and G major (G) chords. The vocal line has a rest followed by a melodic phrase with a triplet of eighth notes. The piano accompaniment continues with the same rhythmic pattern. The system concludes with the instruction "Repeat ad lib. and fade".

1. Where have all the good — men gone, — and where are all — the gods? —  
 2. Some - where af - ter mid - night, in — my wild - est fan - tas - y, —

*mf*

Where's the street - wise Her - cu - les — to fight —  
 some - where just — be - yond — my reach, — there's some -

**F**

— the ris - ing odds? — Is - n't there a white —  
 one reach - ing back for me. — Rac - ing on the thun -

**E** **Am/E** **E** **E7/G#** **Am**

— knight up - on — a fi - ery steed? —  
 der and — ris - ing with the heat, —

**Em**

Late at night I toss, and I turn, and I  
it's gon - na take a su - per - man to -

dream of what I need. I need a feet.  
sweep me off my

1. To next strain 2.

Chorus: Am

I need a he - ro. I'm hold - ing out for a he -

To Coda F

ro 'til the end of the night. He's got - ta be strong, and he's got -

C



ta be fast, — and he's got — ta be fresh — from the fight. —



G Am



I need a he - ro. I'm hold - ing out for a he -



Em



ro 'til the morn - ing — light. — He's got — ta be sure, — and it's got -

1.



C



ta be soon, — and he's got — ta be larg - er than life, —



G *D.C.* 2. F

larg - er than He's got - ta be sure, and it's got -

Detailed description: This system contains the first two measures of the piece. The vocal line starts with a G chord (x00033) and a triplet of eighth notes. The piano accompaniment features a steady eighth-note bass line and a treble line with chords and eighth notes. A first ending bracket labeled '2.' spans the final two measures, which begin with an F chord (21321).

Dm7 C G

- ta be soon, and he's got - ta be larg - er than life. \_\_\_\_\_

Detailed description: This system contains the next two measures. The vocal line continues with the lyrics '- ta be soon, and he's got - ta be larg - er than life.' The piano accompaniment continues with the same rhythmic pattern. The system ends with a G chord (x00033).

*To next strain* 3. F


I need a He's got - ta be sure and it's got -


Detailed description: This system contains the next two measures, marked '3.'. The vocal line begins with the lyrics 'I need a' followed by 'He's got - ta be sure and it's got -'. The piano accompaniment continues. A first ending bracket labeled '3.' spans the final two measures, which begin with an F chord (21321).

C G *D.S. 5/8*

- ta be soon, and he's got - ta be larg - er than life. \_\_\_\_\_ I need a

Detailed description: This system contains the final two measures. The vocal line continues with the lyrics '- ta be soon, and he's got - ta be larg - er than life. I need a'. The piano accompaniment continues. The system ends with a G chord (x00033) and the instruction 'D.S. 5/8'.

4.  He's got - ta. be sure, and it's got -



   *D.S. al Coda* 

- ta be soon, and he's got - ta be larg - er than life. I need a



 he - ro. I'm hold - ing out for a he -



 ro 'til the end of the night.



Am  F/A 

*f*

Dm/A  Bm7-5/A 

Am  1. 2.

Am  Dm/A  Am  F 

Up where the moun-tains meet the heav-ens a-bove, \_ out where the light-ning splits \_

*mf*



Dm7



E7



the sea, I could swear there is some one, some where, watch -

Am



ing me. Through the wind, and the chill,

F



and the rain, and the storm, and the flood,

Dm7



E7



Am



I can feel his approach like a fire in my blood.

Ebdim



*cresc.*

Am/E



E



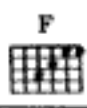
D.S.  $\text{ff}$

I need a



*ff*

F



Coda

Ooh

*mf*



C



Ooh



*p*